



ExplORer 'Supporting OER reuse in learning ecosystems'

Reusing Open Educational Resources

Hélène Pulker, Department of Languages, The Open University, UK
Workshop – Finding, creating and sharing Open Educational Resources, KlasCement
OER16 – 15 March 2016, Brussels

Overview

- OER – your profile
- Where to find and how to identify OER
- How to reuse OER
- Further opportunities with OER

OER – Your profile

- Read the statements and identify which group you feel the closest to, form 4 groups
- In your group:
 - Report how/when/why/where you have reused OER
 - Explain whether reusing OER works for you
 - Discuss pros and cons of reusing OER, consider suggested questions
- In plenary, report on the most important aspect identified by your group

Profile A
I always create my own materials for my classes - either from scratch or by adapting resources I find on the internet or elsewhere. In theory I would be very happy to share my materials with other colleagues, but one thing is to use them in class and another to have them publicly available. My concern is that I often use resources that may be under copyright and I'm not sure what exactly I'm allowed to share. That's why I haven't shared my own resources yet. I might do in the future as I become more confident.

Profile B
I have used an online repository only once before. I find it takes a lot of time to find exactly what I am looking for. If it's to modify the resources I use, then I might as well create my own from scratch. I don't have much time for browsing really.

Profile C
I use online repositories to browse and download materials, and I have also uploaded a number of my own resources. I hope they are helpful to others - I'd really appreciate getting comments from colleagues who make use of my materials.

Profile D
I like using free resources and I normally browse the materials for inspiration and have downloaded lots of stuff that I then change a little bit to suit my students' needs. I haven't uploaded anything, and don't think I will in the future. I think you have to be very confident to share your own stuff in such a public arena and it takes a lot of time to transform your notes for a class into a well designed and useful resources for others.

Why reuse OER?

1. How important to our teaching are the materials that we use?
2. Does access to a wider pool of materials improve our teaching?
3. How central to the teaching role is the writing of materials?
4. How helpful and necessary are teaching plans?
5. Is what's good enough for a tutorial also good enough to share?
6. Is copyright an issue?
7. Can others benefit from what's been produced for a specific target group?
8. Does thinking about sharing make us create materials in a different way?
9. How can pooling expertise work best?
10. Is it about using or adapting materials?

OER – your profile

Aspects to consider when creating your own resources:

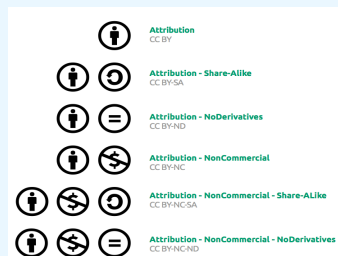
- Formatting
- Content
- Methodology
- Pedagogical objectives
- Target audience: educational / social background, skills level, possible additional requirements

Where to find and how to identify OER

- KlasCement <https://www.klascement.net/>
- Merlot <http://www.merlot.org>
- Xpert <http://www.nottingham.ac.uk/xpert/>
- Openlearn <http://openlearn.open.ac.uk/>
- LARC <http://larc.sdsu.edu/resources/>
- Jorum <http://www.jorum.ac.uk/>
- Humbox www.humbox.ac.uk
- Language Box www.languagebox.ac.uk
- LORO <http://loro.open.ac.uk>
- Foreign Language Resource Centers <http://nflrc.msu.edu>

Where to find and how to identify OER

- Permissions can be combined to give six different types of CC licences

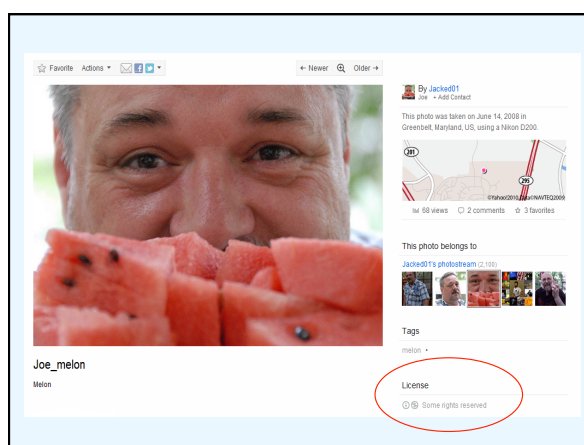
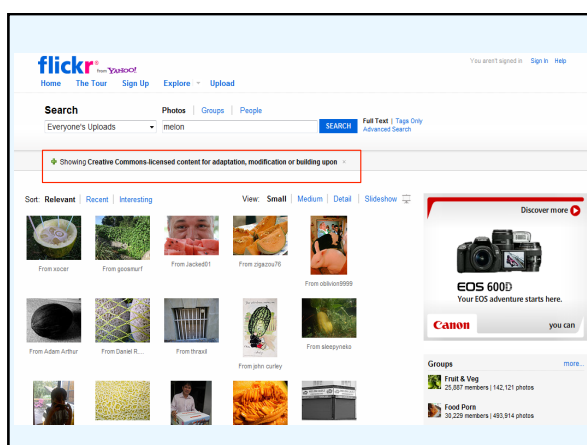


Finding reusable images

- Flickr Commons <http://www.flickr.com/commons>
- Wikimedia Commons <http://commons.wikimedia.org>
- Google Images > advanced search > usage rights > free to use or share, even commercially, etc.
- Xpert <http://www.nottingham.ac.uk/xpert/>

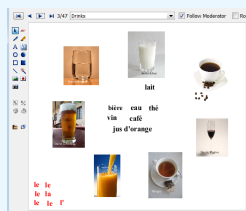
How to reuse OER

- Check the CC licence
- Adapt and repurpose for your context and your students' needs
- Some examples

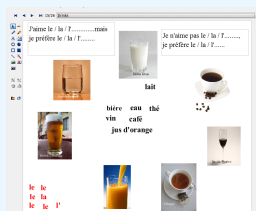


Examples of adaptation

Original resource



Adapted resource: added text



L211 Unit 2 09 Quelle histoire se cache derrière ces portes (Resource)

Quelle histoire se cache derrière ces portes?

OU tutorial material

Description

Making up stories about people who live in different sorts of houses

Resource Metadata

From: Open University Languages
Added: 16 Jan 2010 00:39
Tags: House, Telling stories, Inventing, Description Of Buildings, Library
Language: French
Course Code: L211
Unit: Unit 2: Habitat
Attribution: Open University Languages
Downloads: 0
Copyright: 0

Toolbox

Make a Resource based on this one

Whiteboard - Main Room (Scaled 88%)

Che cosa succede dietro queste porte?

Secondo me....

Penso che...

Further opportunities with OER

<http://www.exploerercourse.org/en/>

Learning to (Re)Use Open Educational Resources

Course

Email Address *

Sign up

The course starts on February 22nd, are you ready?

Credits

Anna Comas-Quinn, Bea de-los-Arcos, Sylvia Warnecke, and Tita Beaven at the Open University

Josie Fraser for the slide on CC licences

Helene.pulker@open.ac.uk

Any final Questions?